


# SACC-SQ-M12MS-5CON-25F/0,5

Order No.: 1440973



<http://eshop.phoenixcontact.de/phoenix/treeViewClick.do?UID=1440973>

Sensor/Actuator flush-type plug, 5-pos., M12, A-coded, front/square flange mounting, with 0.5 m TPE litz wire, 5 x 0.34 mm<sup>2</sup>

## Commercial data

GTIN (EAN)	4046356533836
Note	Made-to-order
sales group	D125
Pack	1 pcs.
Customs tariff	85444290
Weight/Piece	0.0249 KG
Catalog page information	Page 106 (NTK-2010)

## Product notes

WEEE/RoHS-compliant since:  
02/25/2010



<http://www.download.phoenixcontact.com>  
Please note that the data given here has been taken from the online catalog. For comprehensive information and data, please refer to the user documentation. The General Terms and Conditions of Use apply to Internet downloads.

## Technical data

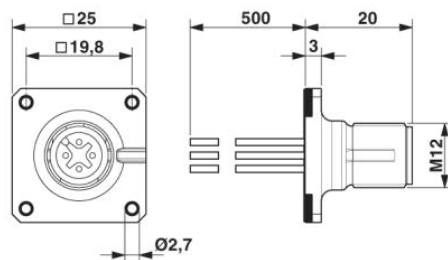
### General data

Rated current at 40°C	4 A
Rated voltage	60 V
Number of positions	5
Volume resistance	≤ 3 mΩ
Insulation resistance	≥ 100 MΩ

Length of cable	0.5 m
<b>General characteristics</b>	
Standards/regulations	M12 male connector IEC 61076-2-101
Coding	A - standard
Surge voltage category	II
Pollution degree	3
Degree of protection	IP67
Contact material	CuZn
Contact surface material	Au
Contact carrier material	PA 66
Material, knurls	Zinc die-cast, (nickel-plated)
Sealing material	NBR
Mounting type	Front mounting Square flange
Type of connection	Individual wires
Status display	No
<b>Conductor data</b>	
Cable type	TPE litz wire
Conductor cross section	0.34 mm <sup>2</sup>
AWG signal line	22
Wire colors	Brown, white, blue, black, gray
Conductor material	Tin-plated Cu litz wires


## Diagrams/Drawings

Dimensioned drawing



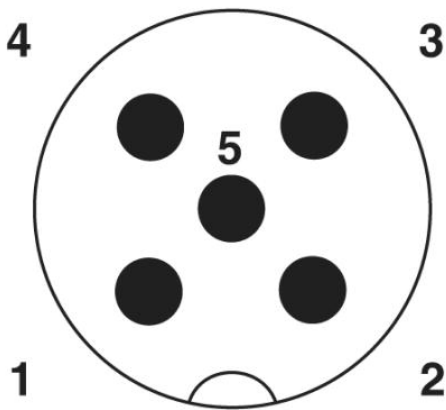
M12 flush-type connector

Circuit diagram



Contact assignment of the M12 plug and the M12 socket

Schematic diagram



Pin assignment M12 male connector, 5-pos., A-coded, male side

**Address**

PHOENIX CONTACT Ltd  
Halesfield 13  
Telford Shropshire TF7 4PG,GB  
Phone 01952 681 700  
Fax 01952 681 799  
<http://www.phoenixcontact.co.uk>



© 2010 Phoenix Contact  
Technical modifications reserved;