


ENGLISH

User Instructions

The LogTag[®] **TICT-iSO[®]Tag[®]** is a single-use electronic freeze indicator, which monitors the surrounding environment for exposure to temperatures below -0.5°C and records daily statistics for a period of up to 3 years.

Inspecting the Indicator


The **iSO[®]Tag[®]** is shipped in a state of low energy consumption (hibernation).

Pressing the START/MARK button  will briefly wake the Indicator; if the battery is low, this will be indicated on the display for 30 seconds. Unless the button is pressed again during that time, the display will turn off and the Indicator will re-enter hibernation.

An Indicator with a low battery cannot be started. If the battery is OK, **RUN** will briefly flash and the Indicator will re-enter hibernation.



Starting the Indicator

To start the Indicator, press and hold the START/MARK button  for 4 seconds. **RUN** will flash. Once **RUN** stays on permanently, release the button within 2 seconds.



Monitoring

The Indicator will start immediately taking temperature readings every 5 minutes and can now be placed with the goods. As long as the temperature readings stay above -0.5°C the OK symbol is displayed.


The **RUN** symbol flashes every 4 seconds to indicate the unit is operating.

If the temperature readings go below -0.5°C for 60 minutes or more, an alarm event is generated and the Reject symbol is displayed.



Placing a Mark in the readings

The **iSO[®]Tag[®]** can store a MARK in the statistic table; this can be used to indicate an inspection or the start of another trip and will be displayed if the indicator is downloaded to a computer with LogTag[®] Analyzer software.

To place a MARK in the Indicator statistics table, press and hold the START/MARK button  for 2 seconds.

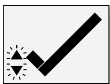
▲ and ▼ will flash simultaneously.

When ▲ and ▼ are permanently on, release the button within 2 seconds.

A MARK will now be placed into the statistics table.

The MARK will not be placed if you continue to hold the button after ▲ and ▼ are permanently on, until both arrows turn off. This is useful if you have started to press the button, but do not want to proceed with placing the MARK.

In either case the display will revert to showing **RUN**.



Stopping the Indicator


The **iSO[®]Tag[®]** will automatically stop

- if an alarm has been generated
- after a period of three years has elapsed. 30 days before the end of the 3 year period the low battery symbol will show, signalling that the Indicator requires replacing.
- 30 days after a battery test has recorded "low"
- when the summary statistics are downloaded with LogTag Analyzer.

After that, no additional readings will be taken or processed, and it is not possible to start the indicator again.

Battery

The **iSO[®]Tag[®]** indicator contains a Lithium Battery.

The end of the battery life is indicated by a low battery symbol ; the indicator should be replaced when this symbol appears.

Dispose or recycle the battery in accordance with your local regulations.

Do not expose the indicator to extreme temperatures as it may lead to the destruction of the battery and may cause injuries. Keep out of reach of children.

Liability

The manufacturer shall not be held liable:

- If the device was used beyond the manufacturer's given limitations.
- For any claims due to the improper storage and use of the device.
- For any problems with the cooling unit.
- For the bad quality of the monitored goods, if any.
- For incorrect readings if the device was used with activated low battery sign.

Useful life

The operational life of the **iSO[®]Tag[®]** is 3 year monitoring, including any storage, subject to:

- The device was not stored for over 12 months prior to activation.
- Storing & operating of the device remains inside the recommendations of the manufacturer.

Attention: The **iSO[®]Tag[®]** monitors temperature exposure and not the product quality. Its purpose is to signal if product quality evaluation/testing is required.