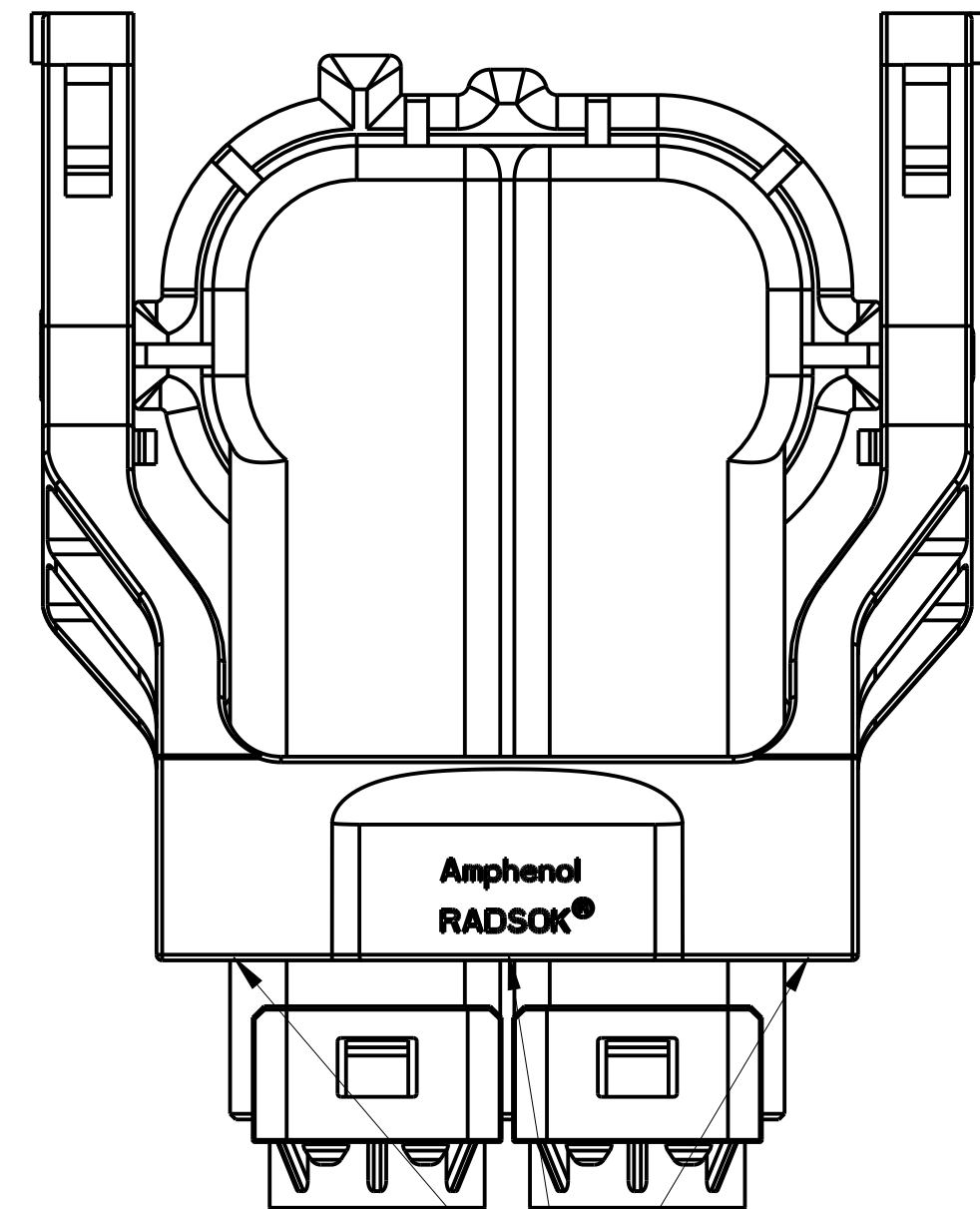
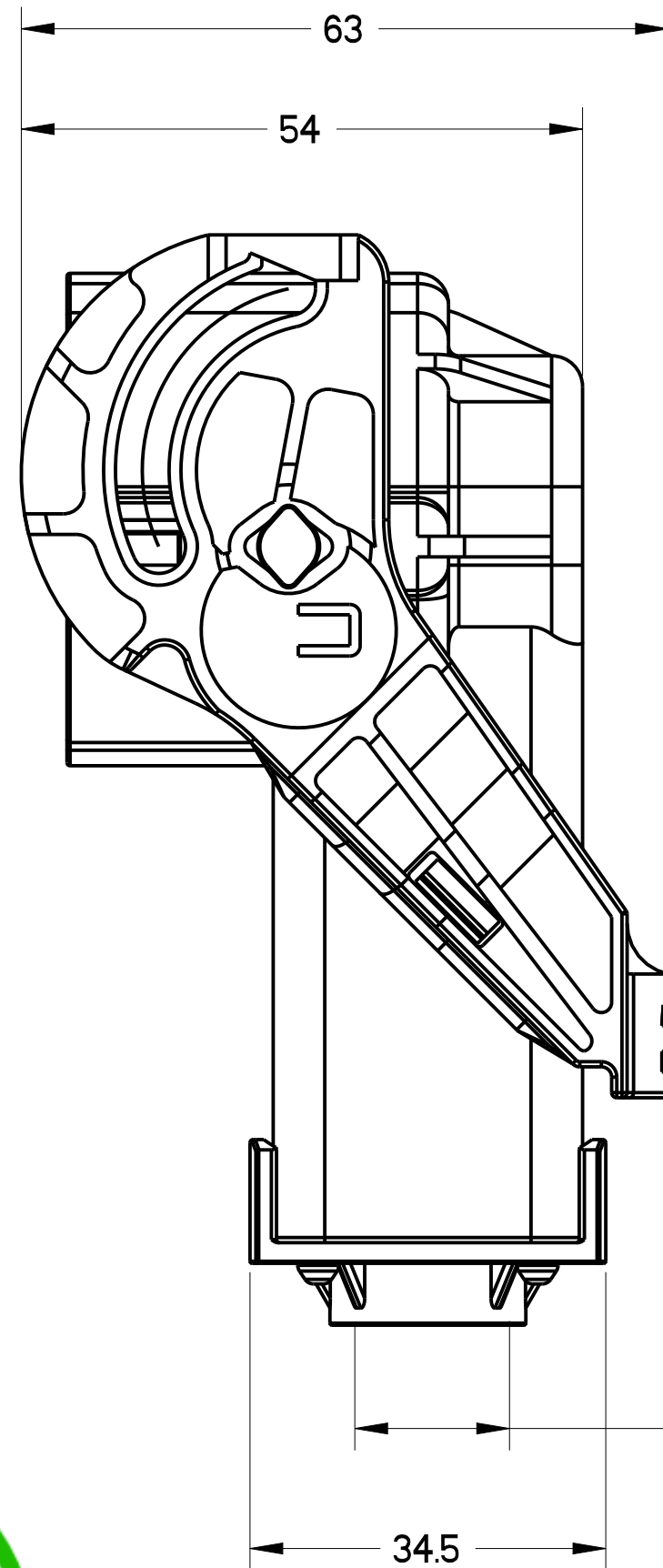
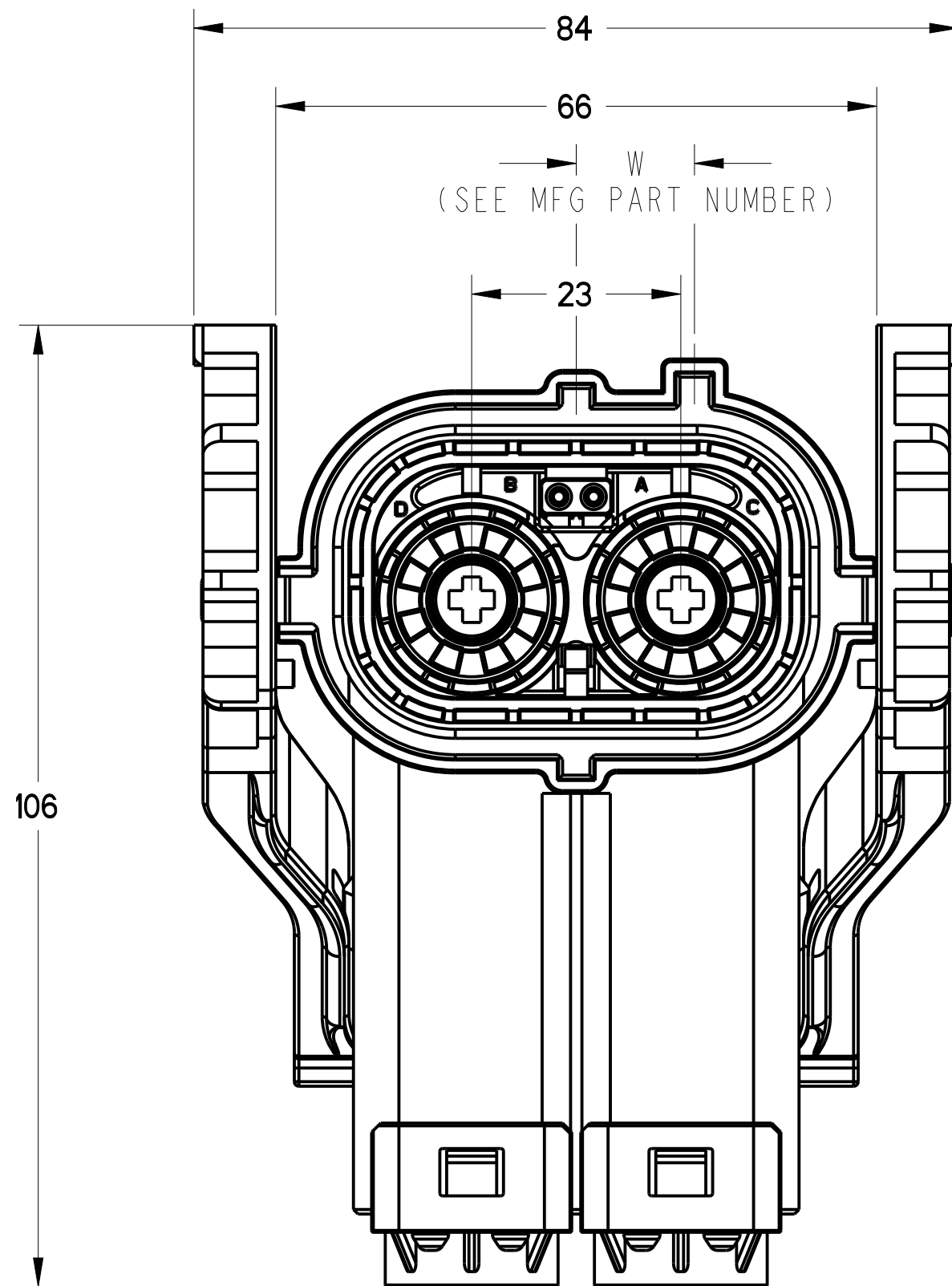


GENERAL TOLERANCE

DIM. RANGE	0.5 ~ 3	> 3 ~ 6	> 6 ~ 30	> 30 ~ 120	> 120 ~ 400
TOLERANCE	±0.1	±0.1	±0.2	±0.3	±0.5

CUSTOMER DRAWING

REV.	DESCRIPTION	DATE
A	INITIAL RELEASE	2015-7-6
B	UPDATED DRAWING	2015-12-26
C	ADD NEW OPTION	2016-03-24
D	ADD CODE NUMBER	2016-05-24
E	ADD NEW KEYWAY OPTION & WIRE SIZE	2016-06-12



UNLOCK PLUG CONNECTER NEED WITH 3 FINGERS.



NOTES:  
 1. THE REFERENCED PRODUCT IS IN COMPLIANCE WITH THE MAXIMUM CONCENTRATION VALUES(MCVS) AS SET BY ROHS 2.0 DIRECTIVE 2011/65/EU AND ANNEX II AMENDMENT DIRECTIVE (EU)2015/863.

THIS DOCUMENT CONTAINS PROPRIETARY INFORMATION AND SUCH INFORMATION MAY NOT BE DISCLOSED TO OTHERS FOR ANY PURPOSE OR USED FOR MANUFACTURING PURPOSES WITHOUT WRITTEN PERMISSION FROM THE AMPHENOL CORP.

N/A	PRO/ENGINEER INFORMATION
NEXT ASSEMBLY	Pro/e Model Used:
METRIC DOCUMENT	Drawing Name:

UNLESS OTHERWISE SPECIFIED	SPECIFICATIONS	POS	QTY	PART NUMBER	DESCRIPTION	NOTE
LINEAR DIMENSIONS ARE IN: <b>MILLIMETERS</b> TOLERANCES: ANGLES= ±2° DEFAULT LINEAR TOLERANCES SEE TABLE	MATERIAL SPEC. <b>N/A</b>	APPROVALS		DATE	PARTS LIST	
DIM. & TOL. PER ASME Y14.5M-1994; DRM PER MIL-DTL-31000; OTHER AMPHENOL STANDARDS: 9-9318	PROCESS SPEC. <b>N/A</b>	PREPARED BY	EVANS JIANG	JUN-12-16	<b>AMPHENOL INDUSTRIAL OPERATIONS</b> Amphenol Technology(Zhuhai)Co.,Ltd No.63, Xingnan Road, Sanzao Town, Jinwan, Zhuhai, PRC	
LEGENDS: △=FLAG NOTE CALL OUT REFERENCE ONLY		ENGINEER IN CHARGE	ROB WENG		<b>HEV PLUG CONNECTOR 2 PORTS</b>	
		DESIGN MANAGER	DERIC LI		DESIGN ACTIVITY GROUP	C3
					SIZE	C
					CAGE CODE	77820
					DOCUMENT NO.	C10-731569-( )2S( )
					REV.	E
					SCALE: 1.5	SHEET 1 OF 2

C10-731569-( )2S( ) SHEET 1 OF 2 REV. E

C10-731569-( )2S( ) SHEET 1 OF 2 REV. E

C10-731569-( )2S( )  
 SHEET 2 OF 2  
 REV. E

MFG PART NUMBER:

C10-731569-( )2S( )

CRIMP WIRE SIZE

0: 50 MM<sup>2</sup>  
 1: 35 MM<sup>2</sup>  
 2: 25 MM<sup>2</sup>

KEYWAY OPTION

BLANK: W=13  
 1: W=8.5  
 2: W=-8.5  
 3: W=-13

CODE NUMBER (MATCHED WITH MFG PART NUMBER):

UPCP012( )LS( )

CODE OF KEYWAY OPTION

A: W=13  
 B: W=8.5  
 C: W=-8.5  
 D: W=-13

CRIMP WIRE SIZE

2: 50 MM<sup>2</sup>  
 1: 35 MM<sup>2</sup>  
 5: 25 MM<sup>2</sup>

TABLE 1

ITEM	SPECIFICATION FOR C10-731569-02SX	SPECIFICATION FOR C10-731569-12SX	SPECIFICATION FOR C10-731569-22SX
CABLE O.D RANGE	Ø 15~17	Ø 14~15	Ø 13.2~13.8
CONTACT SIZE	9.1mm(RADSOK CONTACT) /#20(HVIL CONTACT)	9.1mm(RADSOK CONTACT) /#20(HVIL CONTACT)	9.1mm(RADSOK CONTACT) /#20(HVIL CONTACT)
CONTACT TEST CURRENT	250 Amps/7.5Amps	150 Amps/7.5Amps	120 Amps/7.5Amps
OPERATING VOLTAGE	750V AC	750V AC	750V AC
TEST VOLTAGE (SEA LEVEL)	3000 VAC RMS	3000 VAC RMS	3000 VAC RMS
OPERATING TEMPERATUER	-40C° TO 125C°	-40C° TO 125C°	-40C° TO 125C°
NUMBER OF CONTACTS	2&2	2&2	2&2
DURABILITY	100 (MIN)	100 (MIN)	100 (MIN)
WATER PROOF	IP67 (MATED)	IP67 (MATED)	IP67 (MATED)
FINGER PROOF	YES	YES	YES
HVIL	OPTIONAL	OPTIONAL	OPTIONAL
SALT SPRAY	96H	96H	96H
RECOMMENDED TORQUE	M5: 3~5N.M	M5: 3~5N.M	M5: 3~5N.M

NOTES:

THIS DOCUMENT CONTAINS PROPRIETARY INFORMATION AND SUCH INFORMATION MAY NOT BE DISCLOSED TO OTHERS FOR ANY PURPOSE OR USED FOR MANUFACTURING PURPOSES WITHOUT WRITTEN PERMISSION FROM THE AMPHENOL CORP.

SIZE C	CAGE CODE 77820	DOCUMENT NO. C10-731569-( )2S( )	REV. E
SCALE: 1.0		REF:	SHEET 2 OF 2

C10-731569-( )2S( )  
 SHEET 2 OF 2  
 REV. E